



Aplanatic close reading system



**SYSTEM POWER:**

+12 to +36 diopter (back vertex power)

**VISUAL FIELD:** 46°

**WEIGHT:** 20 grams

**CORRECTION LIMIT:**

Cyl -4 diopter

**WORKING DISTANCE:**

8 – 3 centimetres

People with bad sight usually wish for high magnification and a wide visual field. It is not easy to fulfill this wish since high magnification normally means a distortion of the image in the periphery of the visual field. However, the ML Aplanat system solves this problem by dividing the power into two aplanatic lenses. The way in which the lenses are combined allows high magnification and minimal image distortion. As the patient's sight changes, the lenses can easily be replaced with stronger ones. ML Aplanat is a flexible system for monocular use offering high image quality and a wide visual field.

› **IMAGE QUALITY**

The image quality is excellent with a sharp focus from edge to edge. This is achieved by dividing the power into two lenses and turning the plano surfaces towards the eye and the object being looked at. This facilitates reading since the letters move evenly across the retina at a steady pace.

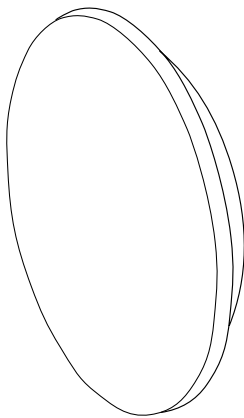
› **VISUAL FIELD**

The visual field is an essential part of an LV device since it affects orientation, comfort and confidence. One of the main benefits of this close reading system, compared with telescopic systems, is its wide visual field, which is even wider than that of a CCTV used at a distance of 40 centimetres.

› **COMBINATION OF LENSES**

There are five different powers of lenses in High index mineral (35 mm).

Each lens is inscribed with tiny identification marks indicating the power of the lens.







**Power lens:**

**I = +6, II = +8, III = +10, IIII = +14, V = +18 dioptres**

*+12 to +36 diopter can be achieved by combining the lenses according to the table.*

**MLAPLANAT COMBINATIONS**

			
3.0X (+12) = (+4)	+(+6)	6X (+24) = (+14)	+(+10)
3.5X (+14) = (+8)	+(+6)	7X (+28) = (+14)	+(+14)
4.0X (+16) = (+8)	+(+8)	8X (+32) = (+18)	+(+14)
5.0X (+20) = (+10)	+(+10)	9X (+36) = (+18)	+(+18)

› **CORRECTIONS**

This new system makes it easy to incorporate a cylinder correction. Simply insert a plano-cylinder lens between the two power lenses. The planocylinder lens presses into the ring without any need for glue.




› **MONOCULAR**

This system is intended for short reading distances and should only be prescribed for monocular vision.

› **DESIGN**

Since the lenses are made of mineral High index it has been possible to reduce the depth of the ring by 30 percent. This makes it an aesthetically attractive system with enhanced visual field and image quality.




› **EASY TO FIT**

Fitting an ML Aplanat could not be easier. Thanks to the mounting lens with its special mounting part, the ML Aplanat is as easy to edge as a plano lens.

The system presses into the carrier lens with positional precision down to hundredths of a millimetre. No screws or other tools are needed.





## TEST SETS

Two different test sets are available for practical testing. The Basic Box test set contains five fixed systems: +12, +16, +20, +24, +28 and +32 diopter. The other set is based on the Work Box (illustrated to the left) and enables individual build up of the most frequently used powers.

## TOLERANCE

The large size of the ocular lens and the fact that the plano curve faces the eye means that the exact position of the system is not as critical as with other microscopic systems or lenses. The device can therefore easily be used by an elderly person without having to make painstaking adjustments.

## MULTICOATED

All lenses are treated with anti reflex coating to produce superb optical quality.

## FILTER

As for all our products, it is possible to insert a filter in ML Aplanat.

## CHANGING POWER

It is easy to put together or change the lenses in the system. To assemble the system, put the lens in position over the housing and press into place. The lens clicks into position and stays in place without the need for screws.

The suction cup is used to remove and change a lens. Simply pull out the lens and press in a new one.



## CONVERSION TO EQUIVALENT POWERS

The power of ML Aplanat is measured as a standard in back vertex power. The table below allows the easy conversion of the printed powers on the Aplanatic system into equivalent values.

### EQUIVALENT VALUES

	+12	→	+12	←	+12
	+16	→	+16	←	+16
	+20	→	+20	←	+20
	+24	→	+24	←	+24
	+28	→	+28	←	+28
	+32	→	+32	←	+32
	+36	→	+36	←	+36
	+40	→	+40	←	+40
	+44	→	+44	←	+44
	+48	→	+48	←	+48
	+52	→	+52	←	+52

MLAPLANAT (left)      MLA2 (right)

**System power:** +12 to +36 diopter (back vertex power)

**Visual field:** 46°

**Weight:** 20 grams

**Correction limit:** Cyl -4 diopter

**Working distance:** 8 – 3 centimetres

Multilens is a specialist optical company unique in the global marketplace. Our business concept involves the special grinding of unusual glass. This means that we deliver custom made optical solutions to people with sight issues.

Our core specialities are the eye, vision and visual function. Our attitude is that no problem is too difficult to solve. Our objective is to play a vital role in eye care.

That is why we work with opticians, orthoptists and optometrists, offering the best optical solutions to people with sight problems. We will never stop listening and learning and we are pleased to share our knowledge.